




Edge Lit Products

Mood Light Shelf



Discuss your requirements

Every application is different so it is important to understand exactly what is required so we can advise on design.

Please call our Technical Department for advice on 08456 434740

Applications

Kitchens
 Bathrooms
 Bars
 Clubs
 Hotels
 Restaurants

Description

The Earlsmann Mood Light Shelf uses LEDs to provide a vibrant even glow and is designed for use in brighter ambient light conditions such as shops, brighter bars and restaurants and reception areas. Mood Light Shelf is equally at home in domestic environments. They come in a range of standard colours with full RGB as an option and are manufactured in acrylic.

Brackets

Due to personal choice, brackets do not come as standard. Please discuss with our technical department when ordering for advice.

For heavier items please use our Magic Shelf with cantilever bracket.

Pinch brackets are not suitable and were only used for photographic purposes.

Features

Bright even light
 Low power
 Choice of colours
 No UV, cool

Benefits

Stands out
 Economical to operate
 Complements decor
 Safe with delicate materials

Specifications

Operating Voltage	12V dc supply
Material	Acrylic, 10mm 15mm, 20mm
Standard sizes	L=300mm, 500mm or 1000mm D=150mm, 200mm, 300mm
Corners	Square (standard)

Options

Custom sizes to order	L=2m max, D=500mm max
Dimming, flashing	
Custom shapes	
Round corners	
Colour changing (RGB)	

Power Supplies

An appropriate power supply will be advised when ordering